




Article

A Novel Approach to Parameter Determination of the Continuous Spontaneous Localization Collapse Model

Kristian Piscicchia ^{1,2}, Alessio Porcelli ^{1,2,*}, Angelo Bassi ^{3,4}, Massimiliano Bazzi ², Mario Bragadireanu ^{2,5}, Michael Cargnelli ^{2,6}, Alberto Clozza ², Luca De Paolis ², Raffaele Del Grande ^{2,7}, Maaneli Derakhshani ⁸, Lajos Diósi ^{9,10} , Sandro Donadi ⁴, Carlo Guaraldo ² , Mihail Iliescu ² , Matthias Laubenstein ¹¹ , Simone Manti ², Johann Marton ^{2,6}, Marco Miliucci ² , Fabrizio Napolitano ² , Alessandro Scordo ² , Francesco Sgaramella ² , Diana Laura Sirghi ^{1,2,5}, Florin Sirghi ^{2,5} , Oton Vazquez Doce ², Johann Zmeskal ^{2,6} and Catalina Curceanu ^{2,5}

- ¹ Centro Ricerche Enrico Fermi—Museo Storico della Fisica e Centro Studi e Ricerche “Enrico Fermi”, 00184 Rome, Italy; kristian.piscicchia@creef.it (K.P.); diana.laura.sirghi@lnf.infn.it (D.L.S.)
 - ² Laboratori Nazionali di Frascati, INFN, 00044 Frascati, Italy; bazzi@lnf.infn.it (M.B.); mario.bragadireanu@nipne.ro (M.B.); michael.cargnelli@oeaw.ac.at (M.C.); alberto.clozza@lnf.infn.it (A.C.); luca.depaolis@lnf.infn.it (L.D.P.); raffaele.delgrande@lnf.infn.it (R.D.G.); guaraldo@lnf.infn.it (C.G.); mihail.iliescu@lnf.infn.it (M.I.); simone.manti@lnf.infn.it (S.M.); johann.marton@tuwien.ac.at (J.M.); marco.miliucci@lnf.infn.it (M.M.); napolitano.fabrizio@lnf.infn.it (F.N.); scordo@lnf.infn.it (A.S.); francesco.sgaramella@lnf.infn.it (F.S.); fsirghi@lnf.infn.it (F.S.); oton.vazquezdoce@lnf.infn.it (O.V.D.); johann.zmeskal@oeaw.ac.at (J.Z.); catalina.curceanu@lnf.infn.it (C.C.)
 - ³ Department of Physics, University of Trieste, 34127 Trieste, Italy; angelo.bassi@ts.infn.it
 - ⁴ Section of Trieste, Istituto Nazionale di Fisica Nucleare, 34149 Trieste, Italy; sandro.donadi@ts.infn.it
 - ⁵ IFIN-HH, Institutul National pentru Fizica si Inginerie Nucleara Horia Hulubei, 077125 Măgurele, Romania
 - ⁶ Stefan-Meyer-Institute for Subatomic Physics, Austrian Academy of Science, 1030 Wien, Austria
 - ⁷ Excellence Cluster Universe, Technische Universität München, 80333 München, Germany
 - ⁸ Department of Mathematics, Rutgers University, New Brunswick, NJ 08854, USA; maanelid@yahoo.com
 - ⁹ Department of Physics of Complex Systems, Eötvös Loránd University, 1117 Budapest, Hungary; diosilajos@wigner.mta.hu
 - ¹⁰ Institute for Solid State Physics and Optics, Wigner Research Centre for Physics, 1525 Budapest, Hungary
 - ¹¹ Laboratori Nazionali del Gran Sasso, INFN, 67100 L’Aquila, Italy; matthias.laubenstein@lngs.infn.it
- * Correspondence: alessio.porcelli@lnf.infn.it



Citation: Piscicchia, K.; Porcelli, A.; Bassi, A.; Bazzi, M.; Bragadireanu, M.; Cargnelli, M.; Clozza, A.; De Paolis, L.; Del Grande, R.; Derakhshani, M.; et al. A Novel Approach to Parameter Determination of the Continuous Spontaneous Localization Collapse Model. *Entropy* **2023**, *25*, 295. <https://doi.org/10.3390/e25020295>

Academic Editors: Gioacchino Massimo Palma, Rosario Lo Franco and Francesco Ciccarello

Received: 15 December 2022

Revised: 29 January 2023

Accepted: 29 January 2023

Published: 4 February 2023



Copyright: © 2023 by the authors. Licensee MDPI, Basel, Switzerland. This article is an open access article distributed under the terms and conditions of the Creative Commons Attribution (CC BY) license (<https://creativecommons.org/licenses/by/4.0/>).

Abstract: Models of dynamical wave function collapse consistently describe the breakdown of the quantum superposition with the growing mass of the system by introducing non-linear and stochastic modifications to the standard Schrödinger dynamics. Among them, Continuous Spontaneous Localization (CSL) was extensively investigated both theoretically and experimentally. Measurable consequences of the collapse phenomenon depend on different combinations of the phenomenological parameters of the model—the strength λ and the correlation length r_C —and have led, so far, to the exclusion of regions of the admissible $(\lambda - r_C)$ parameters space. We developed a novel approach to disentangle the λ and r_C probability density functions, which discloses a more profound statistical insight.

Keywords: collapse models; CSL; spontaneous radiation; germanium detectors

1. Introduction

The mechanism at the basis of the transition from Quantum to Classical behavior is not explained in the original Quantum Theory (QT) and has puzzled the scientific community since its inception. The superposition principle is a trademark of QT, accounting for many phenomena which cannot find a counterpart in Classical Mechanics. It is a consequence of the linearity of the Schrödinger equation, which has to break down at a certain scale to avoid preposterous predictions concerning the macroscopic bodies’ dynamics.

For several decades, phenomenological dynamical models of wave function collapse have been developed (see, e.g., [1–6]; for a review and references, see also [7]), which explain the quantum-to-classical transition by a progressive reduction of the superposition, proportional to the increase in mass of the system under consideration.

Technological developments have recently paved the way for bringing this issue into experimental investigations. Several techniques are presently being employed, constraining the phenomenological parameters introduced in the collapse dynamics (see, e.g., Ref. [8] for a review on the subject). Interferometric experiments deal with the measurement of the interference pattern of the spatial superposition, which is created in an interferometer (see, e.g., [9–13]). Indirect tests of the collapse mechanism can also be performed with non-interferometric experiments, exploiting the unavoidable random motion related to the system interaction with the collapsing field. These types of experiments involve cold atoms [14], optomechanical systems [15–21], phonon excitations in crystals, [22,23], gravitational wave detectors [24], X-ray and γ -ray measurements [25–28]. Non-interferometric experiments can probe the effect of the collapse process on macroscopic objects, thus leading, thanks to the amplification mechanism, to extremely sensitive bounds. That is the case of X and γ -rays measurements, which set the strongest constraints over broad ranges of the typical collapse model parameters' space.

Continuous Spontaneous Localization (CSL) is one of the better-investigated dynamical reduction models. CSL consists of a non-linear and stochastic modification of the Schrödinger equation; non-linearity is needed to suppress quantum superposition and stochasticity to avoid faster-than-light signaling and recover the Born rule [7]. The dynamics is characterized by the interaction with a continuous set of independent noises (one for each point of the space) having, under the simplest assumption, a null average and white correlation in time. The new stochastic terms require introducing two phenomenological quantities: a collapse rate λ , which sets the strength of the collapse, and a noise correlation length r_C , which measures the spatial resolution of the collapse. Various theoretical considerations lead to different choices for the parameters: Ghirardi, Rimini, and Weber [3] proposed $\lambda = 10^{-17} \text{ s}^{-1}$ and $r_C = 10^{-7} \text{ m}$, while Adler [29] proposed $\lambda = 10^{-8 \pm 2} \text{ s}^{-1}$ when $r_C = 10^{-7} \text{ m}$ and $\lambda = 10^{-6 \pm 2} \text{ s}^{-1}$ when $r_C = 10^{-6} \text{ m}$.

In addition to causing the collapse of the wave function in space, the interaction with the stochastic noise induces a diffusion in space, resulting in a Brownian-like motion. For a system of charged particles, this Brownian-like diffusion causes the particles to emit radiation, known as *spontaneous radiation*. The standard QT does not include such a phenomenon. The noise-induced radiation emission can then be used to test the collapse models.

The spontaneous radiation rate for the CSL model was calculated for an atomic system in Ref. [27]:

$$\left. \frac{d\Gamma}{dE} \right|_t = N_{atoms} \cdot (N_A^2 + N_A) \cdot \frac{\hbar e^2}{4 \pi^2 \epsilon_0 c^3 m_0^2} \cdot \frac{\lambda}{r_C^2 E}, \quad (1)$$

where N_{atoms} is the number of atoms in the system with the atomic number N_A , c is the speed of light, ϵ_0 is the vacuum permittivity, m_0 is the nucleon mass, E represents the energy, and t —the time. Equation (1) is exact in the high-energy γ -ray domain (where relativistic electrons' contribution has to be ignored, and the bracket is reduced to (N_A^2)). The generalization of this equation to the low-energy range is presently under theoretical investigation. Cancellation effects are expected when the photons' wavelengths become comparable to the dimensions of the atomic orbits.

The experimental studies of the spontaneous radiation phenomenon focused so far on the λ/r_C^2 ratio, which regulates the predicted yield. The strongest limits from γ -rays ($\lambda < 52 r_C^2 \text{ s}^{-1}$ [27]) and X-rays ($\lambda < 0.494 \pm 0.015 r_C^2 \text{ s}^{-1}$ [28]) allow to exclude regions of the $(\lambda - r_C)$ parameter space. The combined information from theoretical considerations [30] and other experiments [24] has led to the further exclusion of sectors of the $(\lambda - r_C)$ plane, characterized by a different functional relation between λ and r_C . Including this rich prior information in the statistical analysis permits to disentangle the two parameters'

probability density functions (*pdfs*). The individual *pdfs* disclose a much deeper insight into the state-of-the-art knowledge of the strength and correlation length of the model.

This work aims to provide an analytic method to extract the *pdfs* of the λ and r_C parameters utilizing a Bayesian comparison of the measured spectrum with the expected spontaneous radiation contribution Equation (1) and the simulated background. Such a procedure cannot be currently, consistently, applied to the data presented in Ref. [28], since an absolute background yield for this measurement is not provided, the background contribution being instead inferred from the data fit. To provide an example of the application of this novel technique, the data set recently measured in Ref. [27] will be re-analyzed in the new framework, exploiting as prior, for the spontaneous radiation rate, the previous result [25]. The analysis is performed in the energy range $\Delta E = (1 - 3.8)$ MeV, where cancellation corrections to Equation (1) are expected to be negligible.

2. The Experimental Setup

The experiment was operated in the Gran Sasso underground National Laboratory of INFN, where the overburden of the Gran Sasso mountain, corresponding to a minimum thickness of 3500 m w.e. (metres water equivalent), provides the ideal environment for the search of the spontaneous radiation emission. The background, aside from the residual cosmic rays, is mainly produced by long-lived γ -emitting primordial isotopes and their decay products.

The measurement was performed with a coaxial p-type High Purity Germanium detector (1.982 kg in mass), surrounded by a 62 kg sample of electropolished oxygen-free high-conductivity copper in Marinelli geometry and enclosed in a shielding structure made of an external pure lead layer (30 cm from the bottom and 25 cm from the sides) and an inner 5 cm thick electrolytic copper layer. Shielding and cryostat are contained in an air-tight steel housing, flushed with boil-off nitrogen to reduce radon contamination. Additionally, 5 cm thick borated polyethylene plates are placed on the bottom and the sides, which partially reduces the neutron flux going toward the detector. The experimental setup is schematically shown in Figure 2 of Ref. [26]; more details on the shielding, the cryogenic, and the vacuum systems are given in Refs. [31,32]. The data acquisition system is a Lynx digital signal analyzer controlled via GENIE 2000 personal computer software, both from Canberra-Mirion.

The measured emission spectrum corresponds to a data-taking period Δt of about 62 days and is shown in black in Figure 1 of Ref. [27], in the analyzed range ΔE .

3. Joint Probability Distribution Function of λ and R_c

The total number of counts in ΔE ($z_c = 576$) follows a Poissonian distribution:

$$p(z_c|\Lambda_c) = \frac{\Lambda_c^{z_c} e^{-\Lambda_c}}{z_c!}. \quad (2)$$

The expected number of total counts (Λ_c) can be expressed in terms of the expected signal (Λ_s) and background (Λ_b) contributions:

$$\Lambda_c = \Lambda_b + \Lambda_s \left(\frac{\lambda}{r_C^2} \right). \quad (3)$$

The total number of spontaneously emitted photons, which would be detected during the acquisition time Δt , is obtained by weighting the theoretical rate with the efficiency functions and summing over the setup constituents (i):

$$z_s \left(\frac{\lambda}{r_C^2} \right) = \sum_i \int_{\Delta E} \frac{d\Gamma}{dE} \Big|_t^i \Delta t \epsilon_i(E) dE = 2.0986 \frac{\lambda}{r_C^2} = a \frac{\lambda}{r_C^2}, \quad (4)$$

and $\Lambda_s = z_s + 1$. The efficiency spectra for the apparatus components giving a detectable contribution are shown in Figure 2 of Ref. [27], and the parameters of the corresponding fit functions are summarized in Table 1 of the same paper. The experimental setup was completely characterized through a validated Monte Carlo (MC) code [33] (based on the GEANT4 software library, Ref. [34]), which was used to produce the efficiency spectra and the background simulation. The measurements of the activities of the radionuclides of each part of the setup served as input of the background MC, which considers the emission probabilities, the decay schemes, the photons' propagation and interactions, and the detection efficiencies. The simulated background spectrum is shown in Figure 1 of Ref. [27] in magenta. The expected number of background counts in ΔE is found to be:

$$\Lambda_b = 507. \quad (5)$$

Making explicit in the *pdf* of z_c (Equation (2)) the dependence on the parameters λ and r_C , we have

$$p(z_c|\lambda, r_C) = \frac{\left(a \frac{\lambda}{r_C^2} + \Lambda_b + 1\right)^{z_c} e^{-\left(a \frac{\lambda}{r_C^2} + \Lambda_b + 1\right)}}{z_c!}. \quad (6)$$

Therefore, the joint *pdf* of λ and r_C is obtained by applying the Bayes formula for multi-dimensional continuous distributions:

$$\begin{aligned} \tilde{p}(\lambda, r_C|z_c) &= \frac{p(z_c|\lambda, r_C) \cdot \tilde{p}_0(\lambda, r_C)}{\int_{D_{\lambda, r_C}} p(z_c|\lambda, r_C) dr_C d\lambda} \\ \Rightarrow \tilde{p}(\lambda, r_C) &= \frac{\left(a \frac{\lambda}{r_C^2} + \Lambda_b + 1\right)^{z_c} e^{-\left(a \frac{\lambda}{r_C^2} + \Lambda_b + 1\right)} \cdot \tilde{p}_0(\lambda, r_C)}{\int_{D_{\lambda, r_C}} \left(a \frac{\lambda}{r_C^2} + \Lambda_b + 1\right)^{z_c} e^{-\left(a \frac{\lambda}{r_C^2} + \Lambda_b + 1\right)} dr_C d\lambda}. \end{aligned} \quad (7)$$

The prior $\tilde{p}_0(\lambda, r_C)$ is chosen to reduce the domain (D_{λ, r_C}) of the stochastic variables (λ, r_C) to the region of \mathbb{R}^{2+} , which is not excluded by theoretical arguments [30] or experimental bounds [24,25]. With good approximation, D_{λ, r_C} can be parameterized as follows:

$$\lambda \geq \frac{10^{-30.2}}{r_C^2} = \frac{a_1}{r_C^2}; \quad \lambda \leq \frac{10^{-22.4}}{r_C^2} = \frac{a_2}{r_C^2}$$

$$\lambda \geq 10^{-9.6} r_C^2 = a_3 r_C^2; \quad \lambda \leq 10^{2.8} r_C^2 = a_4 r_C^2. \quad (8)$$

The domain D_{λ, r_C} is shown in Figure 1, and, accordingly, the prior is expressed as product of Heaviside functions:

$$\tilde{p}_0(\lambda, r_C) = \vartheta\left(\lambda - \frac{a_1}{r_C^2}\right) \cdot \vartheta\left(\frac{a_2}{r_C^2} - \lambda\right) \cdot \vartheta(\lambda - a_3 r_C^2) \cdot \vartheta(a_4 r_C^2 - \lambda). \quad (9)$$

The joint *pdf* is represented in Figure 2.

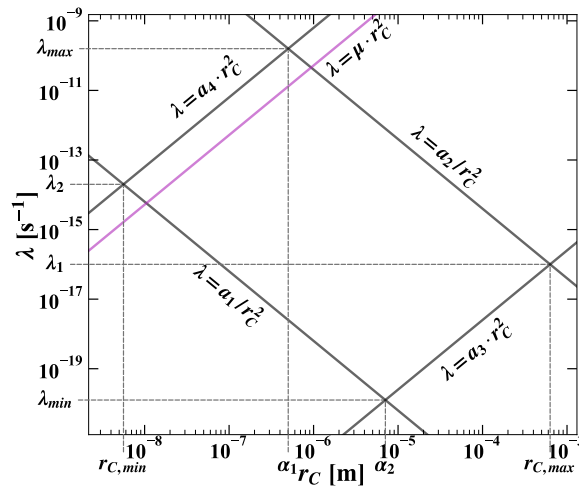


Figure 1. In the figure, the joint pdf domain $\tilde{p}(\lambda, r_c)$ is shown as defined by the parameterization described in Equation (8) of the text.

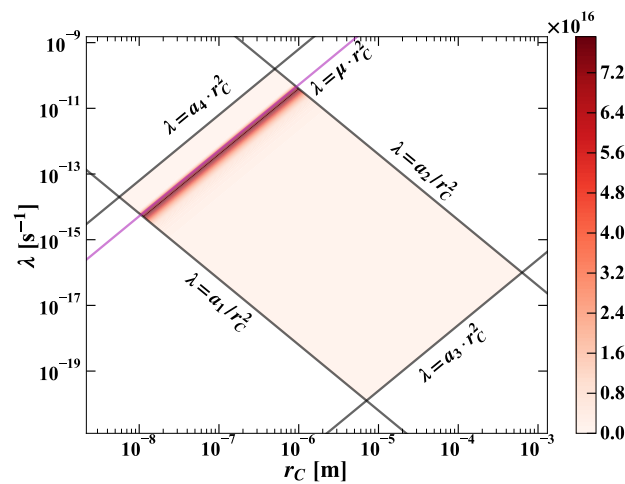


Figure 2. The joint pdf $\tilde{p}(\lambda, r_c)$ is shown in the figure.

3.1. pdf of λ

The pdf of λ is obtained by marginalizing the joint pdf over r_c . As shown in Figure 1, given the domain D_{λ, r_c} , the functional dependence $r_c = r_c(\lambda)$ changes in different intervals of the λ domain. For this reason, the pdf of λ is a piecewise-defined function given by the following relations:

$$\tilde{p}(\lambda) = \begin{cases} \tilde{p}_1(\lambda) = \frac{1}{\mathcal{N}} \int_{\sqrt{\lambda/a_3}}^{\sqrt{\lambda/a_1}} \left(a \frac{\lambda}{r_c^2} + \Lambda_b + 1 \right)^{z_c} e^{-\left(a \frac{\lambda}{r_c^2} + \Lambda_b + 1 \right)} dr_c & \lambda_{\min} \geq \lambda > \lambda_1 \\ \tilde{p}_2(\lambda) = \frac{1}{\mathcal{N}} \int_{\sqrt{\lambda/a_1/\lambda}}^{\sqrt{a_2/\lambda}} \left(a \frac{\lambda}{r_c^2} + \Lambda_b + 1 \right)^{z_c} e^{-\left(a \frac{\lambda}{r_c^2} + \Lambda_b + 1 \right)} dr_c & \lambda_1 \geq \lambda > \lambda_2 \\ \tilde{p}_3(\lambda) = \frac{1}{\mathcal{N}} \int_{\sqrt{\lambda/a_4}}^{\sqrt{a_2/\lambda}} \left(a \frac{\lambda}{r_c^2} + \Lambda_b + 1 \right)^{z_c} e^{-\left(a \frac{\lambda}{r_c^2} + \Lambda_b + 1 \right)} dr_c & \lambda_2 \geq \lambda > \lambda_{\max} \end{cases} \quad (10)$$

where λ_{\min} and λ_{\max} are defined by the conditions

$$\begin{cases} \lambda/a_3 = a_1/\lambda \Rightarrow \lambda_{\min} = \sqrt{a_1 a_3} \\ \lambda/a_4 = a_2/\lambda \Rightarrow \lambda_{\max} = \sqrt{a_2 a_4} \end{cases} ,$$

λ_1 and λ_2 by

$$\begin{cases} \lambda/a_3 = a_2/\lambda \Rightarrow \lambda_1 = \sqrt{a_2 a_3} \\ \lambda/a_4 = a_1/\lambda \Rightarrow \lambda_2 = \sqrt{a_1 a_4} \end{cases} ,$$

and \mathcal{N} is a normalization constant. Let us consider the generic integral $M_i(\lambda)$

$$M_i(\lambda) = \int_{l_1}^{l_2} \left(a \frac{\lambda}{r_C^2} + \Lambda_b + 1 \right)^{z_c} e^{-\left(a \frac{\lambda}{r_C^2} + \Lambda_b + 1 \right)} dr_C . \tag{11}$$

By applying the variable transformation

$$\frac{a \lambda}{r_C^2} = \xi \quad ; \quad d\xi = \frac{-2}{(a\lambda)^{1/2}} \xi^{3/2} dr_C , \tag{12}$$

Equation (11) can be rewritten as

$$M_i(\lambda) = \int_{\frac{a\lambda}{l_1^2}}^{\frac{a\lambda}{l_2^2}} (\xi + \Lambda_b + 1)^{z_c} e^{-(\xi + \Lambda_b + 1)} \left(-\frac{(a\lambda)^{1/2}}{2} \right) \xi^{-\frac{3}{2}} d\xi . \tag{13}$$

A binomial expansion of the term $(\xi + \Lambda_b + 1)^{z_c}$ yields

$$\begin{aligned} M_i(\lambda) &= \sum_{k=0}^{z_c} \binom{z_c}{k} \left(-\frac{(a\lambda)^{1/2}}{2} \right) e^{-(\Lambda_b + 1)} (\Lambda_b + 1)^{z_c - k} \int_{\frac{a\lambda}{l_1^2}}^{\frac{a\lambda}{l_2^2}} \xi^{k - \frac{3}{2}} e^{-\xi} d\xi = \\ &= \sum_{k=0}^{z_c} \binom{z_c}{k} \left(-\frac{(a\lambda)^{1/2}}{2} \right) e^{-(\Lambda_b + 1)} (\Lambda_b + 1)^{z_c - k} \cdot \left[\gamma \left(k - \frac{1}{2}, \frac{a\lambda}{l_2^2} \right) - \gamma \left(k - \frac{1}{2}, \frac{a\lambda}{l_1^2} \right) \right] , \end{aligned} \tag{14}$$

where γ represents the lower incomplete gamma function. Finally, the normalization \mathcal{N} is given by

$$\mathcal{N} = \int_{\lambda_{\min}}^{\lambda_1} M_1(\lambda) d\lambda + \int_{\lambda_1}^{\lambda_2} M_2(\lambda) d\lambda + \int_{\lambda_2}^{\lambda_{\max}} M_3(\lambda) d\lambda . \tag{15}$$

It is easy to check that $\tilde{p}(\lambda)$ is a continuous function of λ , shown in Figure 3. The cusp at $\lambda \sim 10^{-16} \text{ s}^{-1}$ is a consequence of the marginalization in r_C and corresponds to the edge of the r_C domain. Although the cusp coincides with the global maximum of $\tilde{p}(\lambda)$, the probability that λ is less than 10^{-13} is negligible. That can be checked by comparison with the cumulative distribution $\tilde{P}(\lambda)$, represented in Figure 4. It is worth noticing that $\tilde{p}(\lambda)$ does not represent a *measurement* of λ ; the spontaneous radiation yield is proportional to λ/r_C^2 , and no evidence of collapse signal can be inferred from the λ distribution alone.

Indeed, ongoing and future more sensitive radiation or gravitational wave measurements will affect $\tilde{p}(\lambda)$ by shifting the *pdf* downward in λ . However, $\tilde{P}(\lambda)$ gathers rich statistical information and allows setting consistent upper bounds on λ alone, exploiting the available experimental and theoretical knowledge.

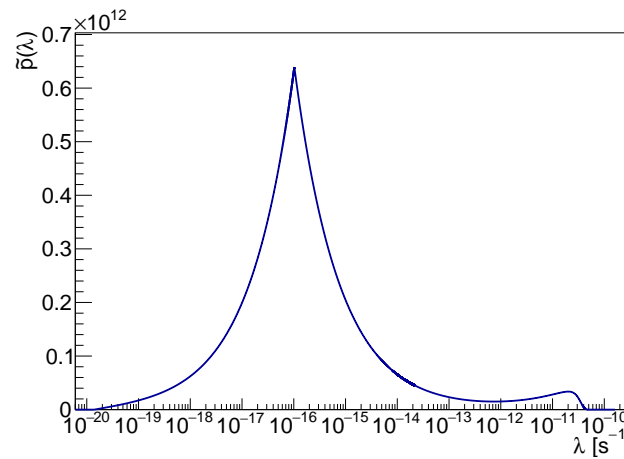


Figure 3. The pdf of λ in the logarithmic scale is shown in the figure.

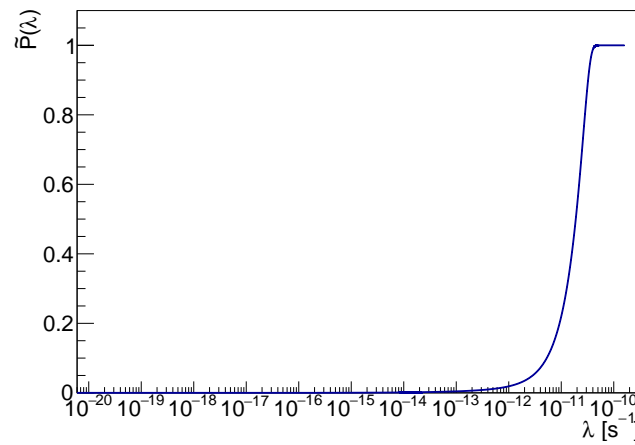


Figure 4. The cumulative pdf of λ in the logarithmic scale is shown in the figure.

3.2. pdf of r_C

The pdf of r_C is obtained by marginalizing the joint pdf over λ . Depending on the r_C intervals, shown in Figure 1, the functional dependence $\lambda = \lambda(r_C)$ changes, and consequently, the pdf of r_C is piecewise-defined as follows:

$$\tilde{p}(r_C) = \begin{cases} \tilde{p}_1(r_C) = \frac{1}{\mathcal{N}} \int_{r_C}^{a_4 r_C^2} \left(a \frac{\lambda}{r_C^2} + \Lambda_b + 1\right)^{z_c} e^{-\left(a \frac{\lambda}{r_C^2} + \Lambda_b + 1\right)} d\lambda & r_{C,\min} < r_C < \alpha_1 \\ \tilde{p}_2(r_C) = \frac{1}{\mathcal{N}} \int_{r_C}^{a_2 r_C^2} \left(a \frac{\lambda}{r_C^2} + \Lambda_b + 1\right)^{z_c} e^{-\left(a \frac{\lambda}{r_C^2} + \Lambda_b + 1\right)} d\lambda & \alpha_1 < r_C < \alpha_2 \\ \tilde{p}_3(r_C) = \frac{1}{\mathcal{N}} \int_{a_3 r_C^2}^{a_2 r_C^2} \left(a \frac{\lambda}{r_C^2} + \Lambda_b + 1\right)^{z_c} e^{-\left(a \frac{\lambda}{r_C^2} + \Lambda_b + 1\right)} d\lambda & \alpha_2 < r_C < r_{C,\max} \end{cases} \quad (16)$$

with

$$\begin{cases} r_{C,\min} = (a_1/a_4)^{\frac{1}{4}} \\ \alpha_1 = (a_2/a_4)^{\frac{1}{4}} \\ \alpha_2 = (a_1/a_3)^{\frac{1}{4}} \\ r_{C,\max} = (a_2/a_3)^{\frac{1}{4}}. \end{cases} \quad ,$$

The integral to be solved in the generic r_C range is

$$\begin{aligned}
 N_i(r_C) &= \int_{l_1}^{l_2} \left(a \frac{\lambda}{r_C^2} + \Lambda_b + 1 \right)^{z_c} e^{-\left(a \frac{\lambda}{r_C^2} + \Lambda_b + 1 \right)} d\lambda = \\
 &= \int_{\frac{a l_1}{r_C^2} + \Lambda_b + 1}^{\frac{a l_2}{r_C^2} + \Lambda_b + 1} \zeta^{z_c} e^{-\zeta} \frac{r_C^2}{a} d\zeta = \\
 &= \frac{r_C^2}{a} \left[\gamma \left(z_c + 1, \frac{a l_2}{r_C^2} + \Lambda_b + 1 \right) - \gamma \left(z_c + 1, \frac{a l_1}{r_C^2} + \Lambda_b + 1 \right) \right]. \tag{17}
 \end{aligned}$$

From Equation (17), it can be verified that $\tilde{p}(r_C)$ is a continuous function. Hence, the normalization is given by:

$$\mathcal{N} = \int_{r_{C,\min}}^{\alpha_1} N_1(r_C) dr_C + \int_{\alpha_1}^{\alpha_2} N_2(r_C) dr_C + \int_{\alpha_2}^{r_{C,\max}} N_3(r_C) dr_C. \tag{18}$$

$\tilde{p}(r_C)$ is shown in Figure 5. The marginal distribution contains relevant information. The *pdf* is narrow around the mode at $r_C \sim 10^{-6}$ m. Let us point out again that this has not to be interpreted as a *measurement* of r_C . Rather, $\tilde{p}(r_C)$ implies that, up to all the available experimental and theoretical knowledge, r_C values smaller than $2 \cdot 10^{-7}$ m are unlikely. That can be checked using the corresponding cumulative distribution $\tilde{P}(r_C)$, shown in Figure 6.

Ongoing and forthcoming more sensitive measurements of spontaneous radiation (see, e.g., [28,35]) will trigger sizably smaller a_4 values, thus moving the mode of $\tilde{p}(r_C)$ towards greater r_C values. Indeed, the expected spontaneous radiation yield in Equation (1) diminishes with the growing r_C . On the other hand, a smaller a_2 is foreseen in Ref. [24] as a consequence of an improved force noise in the LISA Pathfinder experiment. Considering that, in this case, the force noise spectral density is expected to increase with r_C , this would slightly decrease the mode of $\tilde{p}(r_C)$. Therefore, in view of the simultaneous a_4 improvement, this would not significantly impact the results of this analysis.

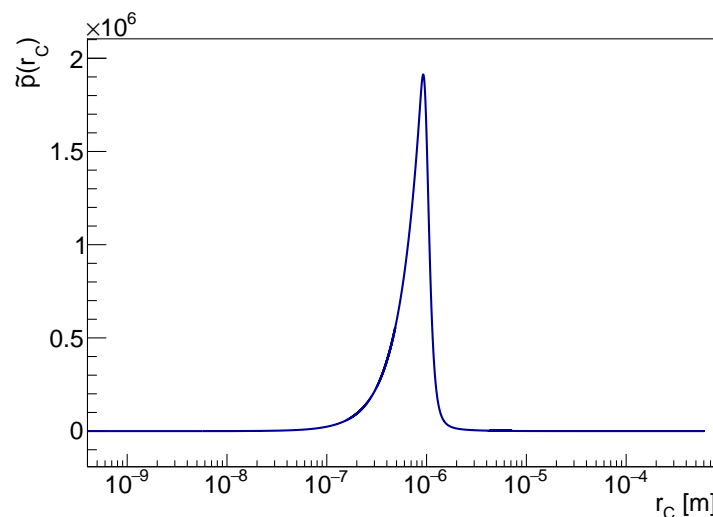


Figure 5. The *pdf* of r_C in the logarithmic scale is shown in the figure.

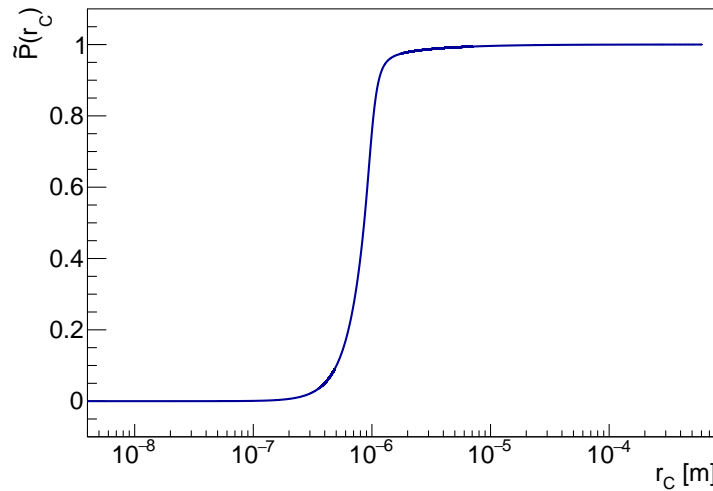


Figure 6. The cumulative *pdf* of r_C in the logarithmic scale is shown in the figure.

4. Comparison with the Analysis in Terms of Exclusion Region

Previous spontaneous radiation measurements aimed to extract limits on the ratio λ/r_C^2 , as mentioned in Section 1. That was accomplished, e.g., in Ref. [27], by extracting the *pdf* of the stochastic variable λ/r_C^2 and equating the cumulative to a probability $\Pi = 0.95$. Since individual prior information on λ or r_C could not be implemented, a uniform prior was adopted for λ/r_C^2 .

As a consistency check, let us use the joint *pdf* $\tilde{p}(\lambda, r_C)$ to find the value of the parameter μ , which corresponds to the exclusion region $\lambda < \mu r_C^2$ in the (λ, r_C) plane, consistent with the analysis in Ref. [27]. To this end, the priors are assumed uniform over the domain:

$$\begin{cases} 0 < \lambda < \mu r_C^2 \\ r_{C1} < r_C < r_{C2} \end{cases}$$

and zero outside. An arbitrarily big upper limit on r_C must be set to make the *pdf* normalizable. The lower limit r_{C1} is introduced to avoid the pole in $r_C = 0$. We then have to solve the integral equation for μ :

$$\frac{\int_{r_{C1}}^{r_{C2}} dr_C \int_0^{\mu r_C^2} \left(a \frac{\lambda}{r_C^2} + \Lambda_b + 1\right)^{z_c} e^{-\left(a \frac{\lambda}{r_C^2} + \Lambda_b + 1\right)} d\lambda}{\mathcal{N}'} = \Pi, \tag{19}$$

with the normalization

$$\mathcal{N}' = \int_{r_{C1}}^{r_{C2}} dr_C \int_0^\infty \left(a \frac{\lambda}{r_C^2} + \Lambda_b + 1\right)^{z_c} e^{-\left(a \frac{\lambda}{r_C^2} + \Lambda_b + 1\right)} d\lambda. \tag{20}$$

That yields the equation

$$\frac{\gamma(z_c + 1, a\mu + \Lambda_b + 1) - \gamma(z_c + 1, \Lambda_b + 1)}{\Gamma(z_c + 1, \Lambda_b + 1)} = \Pi, \tag{21}$$

whose solution is, as expected, $\mu = 52$ for $\Pi = 0.95$. The result obtained in Ref. [27] is recovered, demonstrating the correctness of the approach.

5. Discussion, Conclusions, and Perspectives

In this work, a new methodology is proposed for interpreting data from spontaneous radiation search experiments in the context of the CSL model. So far, these studies have

aimed to extract the upper bounds on the ratio λ/r_C^2 of the two CSL parameters, which is proportional to the expected spontaneous emission rate. When the whole prior information is exploited from previous experimental and theoretical bounds, the joint *pdf* $\tilde{p}(\lambda, r_C)$ can be calculated, and the marginalized posteriors $\tilde{p}(\lambda)$ and $\tilde{p}(r_C)$ can be obtained. An example of application of this methodology is given, by exploiting the data collected in Ref. [27], which also provides the absolute background estimate input propaedeutical to the Bayesian inference. $\tilde{p}(\lambda)$ and $\tilde{p}(r_C)$ are found to contain valuable statistical information. In particular, r_C results in a greater than the originally proposed value of 10^{-7} m [3] with a probability close to 1. As a crosscheck, the previous bound on λ/r_C^2 is recovered using the joint $\tilde{p}(\lambda, r_C)$ when the priors are relaxed to mimic the previous *one-parameter* analyses.

It is worth noticing that the methodology outlined in this work is particularly interesting for analyzing non-Markovian generalizations of the CSL [36–38] and other models of dynamical wave function collapse. Non-Markovianity would imply a modification of the priors definitions and require the introduction of new phenomenological parameters in the models (e.g., a cutoff frequency), making this approach extremely appealing.

A systematic study of data from ongoing [28,35] and forthcoming experiments, in analogy with what is presented in this article, would supplement our conclusions and push further the limit on the correlation length.

Our group is implementing a new experimental setup based on cutting-edge Germanium detectors and a refined numerical implementation of the presented methodology. These are addressed directly to exploit the strong energy dependence features expected for non-Markovian implementations of the current collapse models, which stand out as consistent solutions to the quantum-to-classical transition conundrum and the related measurement problem.

Author Contributions: Conceptualization, K.P.; methodology, K.P., A.P., A.B., L.D. and S.D.; software, A.P. and R.D.G.; validation, A.P., A.B., L.D., R.D.G., S.D. and F.N.; formal analysis, K.P., A.P., A.C., L.D.P., R.D.G., M.I., F.N., A.S., D.L.S., F.S. (Florin Sirghi) and C.C.; investigation K.P., A.P., A.B., M.B. (Massimiliano Bazzi), M.B. (Mario Bragadireanu), M.C., A.C., L.D.P., R.D.G., M.D., L.D., S.D., C.G., M.I., M.L., S.M., J.M., M.M., F.N., A.S., F.S. (Francesco Sgaramella), D.L.S., F.S. (Florin Sirghi), O.V.D., J.Z. and C.C.; data curation, K.P., A.P., R.D.G., M.L. and C.C.; writing—original draft preparation, K.P.; writing—review and editing, K.P., A.P., A.B., M.B. (Massimiliano Bazzi), M.B. (Mario Bragadireanu), M.C., A.C., L.D.P., R.D.G., M.D., L.D., S.D., C.G., M.I., M.L., S.M., J.M., M.M., F.N., A.S., F.S. (Francesco Sgaramella), D.L.S., F.S. (Florin Sirghi), O.V.D., J.Z. and C.C.; visualization, A.P.; supervision, K.P., A.P., and C.C.; project administration, C.C.; funding acquisition, C.C. All authors have read and agreed to the published version of the manuscript.

Funding: This publication was made possible through the support of the INFN institute and Centro Ricerche Enrico Fermi - Museo Storico della Fisica e Centro Studi e Ricerche “Enrico Fermi” institute. We acknowledge the support of Grant 62099 from the John Templeton Foundation. The opinions expressed in this publication are those of the authors and do not necessarily reflect the views of the John Templeton Foundation. We acknowledge support from the Foundational Questions Institute and Fetzer Franklin Fund, a donor advised fund of Silicon Valley Community Foundation (Grants No. FQXi-RFP-CPW-2008 and FQXi-MGB-2011), and from the H2020 FET TEQ (Grant No. 766900). We thank the Austrian Science Foundation (FWF) which supports the VIP2 project with the grants P25529-N20, project P 30635-N36 and W1252-N27 (doctoral college particles and interactions). A.B. acknowledges financial support from the EIC Pathfinder project QuCoM (GA no. 101046973).

Institutional Review Board Statement: Not applicable.

Data Availability Statement: The data presented in this study are available on request from the corresponding author.

Acknowledgments: We thank: the Gran Sasso underground laboratory of INFN, INFN-LNGS, and its Director, Ezio Previtali, the LNGS staff, and the Low Radioactivity laboratory for the experimental activities dedicated to the search for spontaneous radiation.

Conflicts of Interest: The authors declare no conflict of interest. The funders had no role in the design of the study; in the collection, analyses, or interpretation of data; in the writing of the manuscript, or in the decision to publish the results.

References

1. Diosi, L. A universal master equation for the gravitational violation of quantum mechanics. *Phys. Lett. A* **1987**, *120*, 377–381.
2. Diósi, L. Models for universal reduction of macroscopic quantum fluctuations. *Phys. Rev. A* **1989**, *40*, 1165.
3. Ghirardi, G.C.; Rimini, A.; Weber, T. Unified dynamics for microscopic and macroscopic systems. *Phys. Rev. D* **1986**, *34*, 470.
4. Pearle, P. Combining stochastic dynamical state-vector reduction with spontaneous localization. *Phys. Rev. A* **1989**, *39*, 2277.
5. Ghirardi, G.C.; Pearle, P.; Rimini, A. Markov processes in Hilbert space and continuous spontaneous localization of systems of identical particles. *Phys. Rev. A* **1990**, *42*, 78.
6. Pearle, P.; Squires, E. Bound state excitation, nucleon decay experiments and models of wave function collapse. *Phys. Rev. Lett.* **1994**, *73*, 1.
7. Bassi, A.; Ghirardi, G. Dynamical reduction models. *Phys. Rep.* **2003**, *379*, 257–426.
8. Bassi, A.; Lochan, K.; Satin, S.; Singh, T.P.; Ulbricht, H. Models of wave-function collapse, underlying theories, and experimental tests. *Rev. Mod. Phys.* **2013**, *85*, 471.
9. Kovachy, T.; Asenbaum, P.; Overstreet, C.; Donnelly, C.; Dickerson, S.; Sugarbaker, A.; Hogan, J.; Kasevich, M. Quantum superposition at the half-metre scale. *Nature* **2015**, *528*, 530–533.
10. Eibenberger, S.; Gerlich, S.; Arndt, M.; Mayor, M.; Tüxen, J. Matter–wave interference of particles selected from a molecular library with masses exceeding 10,000 amu. *Phys. Chem. Chem. Phys.* **2013**, *15*, 14696–14700.
11. Toroš, M.; Bassi, A. Bounds on quantum collapse models from matter-wave interferometry: calculational details. *J. Phys. A Math. Theor.* **2018**, *51*, 115302.
12. Lee, K.C.; Sprague, M.R.; Sussman, B.J.; Nunn, J.; Langford, N.K.; Jin, X.M.; Champion, T.; Michelberger, P.; Reim, K.F.; England, D.; et al. Entangling macroscopic diamonds at room temperature. *Science* **2011**, *334*, 1253–1256.
13. Belli, S.; Bonsignori, R.; D’Auria, G.; Fant, L.; Martini, M.; Peirone, S.; Donadi, S.; Bassi, A. Entangling macroscopic diamonds at room temperature: Bounds on the continuous-spontaneous-localization parameters. *Phys. Rev. A* **2016**, *94*, 012108.
14. Kovachy, T.; Hogan, J.M.; Sugarbaker, A.; Dickerson, S.M.; Donnelly, C.A.; Overstreet, C.; Kasevich, M.A. Matter wave lensing to picokelvin temperatures. *Phys. Rev. Lett.* **2015**, *114*, 143004.
15. Vinante, A.; Mezzena, R.; Falferi, P.; Carlesso, M.; Bassi, A. Improved noninterferometric test of collapse models using ultracold cantilevers. *Phys. Rev. Lett.* **2017**, *119*, 110401.
16. Usenko, O.; Vinante, A.; Wijts, G.; Oosterkamp, T. A superconducting quantum interference device based read-out of a subattoneutron force sensor operating at millikelvin temperatures. *Appl. Phys. Lett.* **2011**, *98*, 133105.
17. Vinante, A.; for the AURIGA Collaboration. Present performance and future upgrades of the AURIGA capacitive readout. *Class. Quantum Gravity* **2006**, *23*, S103.
18. Abbott, B.P.; Abbott, R.; Abbott, T.; Abernathy, M.; Acernese, F.; Ackley, K.; Adams, C.; Adams, T.; Addesso, P.; Adhikari, R.; et al. GW150914: The Advanced LIGO detectors in the era of first discoveries. *Phys. Rev. Lett.* **2016**, *116*, 131103.
19. Abbott, B.P.; Abbott, R.; Abbott, T.; Abernathy, M.; Acernese, F.; Ackley, K.; Adams, C.; Adams, T.; Addesso, P.; Adhikari, R.; et al. Observation of gravitational waves from a binary black hole merger. *Phys. Rev. Lett.* **2016**, *116*, 061102.
20. Armano, M.; Audley, H.; Auger, G.; Baird, J.; Bassan, M.; Binetruy, P.; Born, M.; Bortoluzzi, D.; Brandt, N.; Caleno, M.; et al. Sub-femto-g free fall for space-based gravitational wave observatories: LISA pathfinder results. *Phys. Rev. Lett.* **2016**, *116*, 231101.
21. Armano, M.; Audley, H.; Baird, J.; Binetruy, P.; Born, M.; Bortoluzzi, D.; Castelli, E.; Cavalleri, A.; Cesarini, A.; Cruise, A.; et al. Beyond the required LISA free-fall performance: New LISA Pathfinder results down to 20 μ Hz. *Phys. Rev. Lett.* **2018**, *120*, 061101.
22. Adler, S.L.; Vinante, A. Bulk heating effects as tests for collapse models. *Phys. Rev. A* **2018**, *97*, 052119.
23. Bahrami, M. Testing collapse models by a thermometer. *Phys. Rev. A* **2018**, *97*, 052118.
24. Carlesso, M.; Bassi, A.; Falferi, P.; Vinante, A. Experimental bounds on collapse models from gravitational wave detectors. *Phys. Rev. D* **2016**, *94*, 124036.
25. Piscicchia, K.; Bassi, A.; Curceanu, C.; Grande, R.D.; Donadi, S.; Hiesmayr, B.C.; Pichler, A. CSL collapse model mapped with the spontaneous radiation. *Entropy* **2017**, *19*, 319.
26. Donadi, S.; Piscicchia, K.; Curceanu, C.; Diósi, L.; Laubenstein, M.; Bassi, A. Underground test of gravity-related wave function collapse. *Nat. Phys.* **2021**, *17*, 74–78.
27. Donadi, S.; Piscicchia, K.; Del Grande, R.; Curceanu, C.; Laubenstein, M.; Bassi, A. Novel CSL bounds from the noise-induced radiation emission from atoms. *Eur. Phys. J. C* **2021**, *81*, 773.
28. Arnquist, I.J.; Avignone, F.T.; Barabash, A.S.; Barton, C.J.; Bhimani, K.H.; Blalock, E.; Bos, B.; Busch, M.; Buuck, M.; Caldwell, T.S.; et al. Search for Spontaneous Radiation from Wave Function Collapse in the Majorana Demonstrator. *Phys. Rev. Lett.* **2022**, *129*, 080401. <https://doi.org/10.1103/PhysRevLett.129.080401>.
29. Adler, S.L. Lower and upper bounds on CSL parameters from latent image formation and IGM heating. *J. Phys. A Math. Theor.* **2007**, *40*, 2935.
30. Toroš, M.; Gasbarri, G.; Bassi, A. Colored and dissipative continuous spontaneous localization model and bounds from matter-wave interferometry. *Phys. Lett. A* **2017**, *381*, 3921–3927.

31. Neder, H.; Heusser, G.; Laubenstein, M. Low level γ -ray germanium-spectrometer to measure very low primordial radionuclide concentrations. *Appl. Radiat. Isot.* **2000**, *53*, 191–195.
32. Heusser, G.; Laubenstein, M.; Neder, H. Low-level germanium gamma-ray spectrometry at the $\mu\text{Bq/kg}$ level and future developments towards higher sensitivity. *Radioact. Environ.* **2006**, *8*, 495–510.
33. Boswell, M.; Chan, Y.D.; Detwiler, J.A.; Finnerty, P.; Henning, R.; Gehman, V.M.; Johnson, R.A.; Jordan, D.V.; Kazkaz, K.; Knapp, M.; et al. MaGe-a Geant4-based Monte Carlo application framework for low-background germanium experiments. *IEEE Trans. Nucl. Sci.* **2011**, *58*, 1212–1220.
34. Agostinelli, S.; Allison, J.; Amako, K.A.; Apostolakis, J.; Araujo, H.; Arce, P.; Asai, M.; Axen, D.; Banerjee, S.; Barrand, G.; et al. GEANT4—A simulation toolkit. *Nucl. Instrum. Methods Phys. Res. Sect. A Accel. Spectrometers Detect. Assoc. Equip.* **2003**, *506*, 250–303.
35. Aprile, E.; Angle, J.; Arneodo, F.; Baudis, L.; Bernstein, A.; Bolozdynya, A.; Brusov, P.; Coelho, L.; Dahl, C.; DeViveiros, L.; et al. Design and performance of the XENON10 dark matter experiment. *Astropart. Phys.* **2011**, *34*, 679–698.
36. Adler, S.; Bassi, A. Collapse models with non-white noises. *J. Phys. A Math. Theor.* **2007**, *40*, 15083. <https://doi.org/10.1088/1751-8113/40/50/012>.
37. Donadi, S.; Bassi, A. The emission of electromagnetic radiation from a quantum system interacting with an external noise: A general result. *J. Phys. A Math. Theor.* **2015**, *48*, 035305. <https://doi.org/10.1088/1751-8113/48/3/035305>.
38. Carlesso, M.; Ferialdi, L.; Bassi, A. Colored collapse models from the non-interferometric perspective. *Eur. Phys. J. D* **2018**, *72*, 159. <https://doi.org/10.1140/epjd/e2018-90248-x>.

Disclaimer/Publisher's Note: The statements, opinions and data contained in all publications are solely those of the individual author(s) and contributor(s) and not of MDPI and/or the editor(s). MDPI and/or the editor(s) disclaim responsibility for any injury to people or property resulting from any ideas, methods, instructions or products referred to in the content.